



Vodafone Secure Device Manager Getting Started

01

Agree your Policies



Which users will be managed?



What kinds of devices will you need to manage?



Will you be including BYOD devices?



How will you organise your users into groups?



What policies and profiles will be applied to each group?



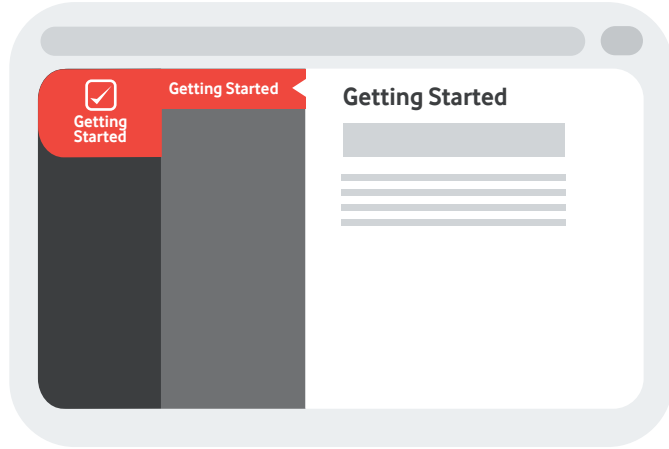
What e-mail management requirements do you have?



What connectivity management requirements do you have?



Do you need to manage content?




The console has a very comprehensive 'Getting Started' feature, which you will see as the default landing page. It's always accessible in the top left.

Everything included in the Getting Started guide can be accessed directly, but it's best to follow the guide initially until you get a feel for the way that the console works.

Getting Started Guide

02



03

Getting Started Flow

Setup and application of VSDM can be performed in any order, but the Getting Started guide provides a logical flow that will help you keep things organised. It's best to follow this flow initially.



Mobile Device Management



Content Management



Application Management

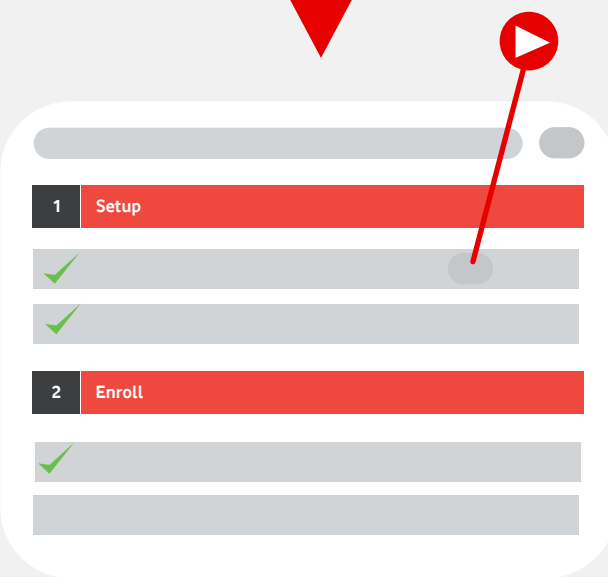
You could, for example, begin with one small group of users following all three steps. You can then repeat the process for all your other users.

This section of the guide walks you through the process of initial set up, enrolling users and devices, creating Groups, and then configuring the console for those users.

Most steps also include a link to video help.


You'll need user details. As a minimum this is a name and e-mail address.

If any user has apple devices then you'll also need to create an Apple certificate. The Getting Started guide will step you through this process if you need it.



Mobile Device Management

04




05

Content Management



This section will guide you through Content Locker deployment and get you started with content management features.

This section will guide you through the steps required to deploy and manage apps for your users. Both internal and external app store management is covered.



Application Management

06

